

enclosures: size "77.27"

**standard** ..... page: 198 ÷ 202  
**aggressive environments** page: 209  
**EMC** ..... page: 210

panel supports:


**COB** ..... page: 258 ÷ 259

- features according to EN 61984:

**16A 500V 6kV 3**

- UL, CSA, CCC, GL certified
- for maximum current load, see the insert load curve section on page 30
- for contact crimping instructions, please see the crimping tool section (16A contacts, CCF, CCM and CC...AN series) on pages 296, 300, 304, 306, 308

**inserts, crimp connections**



**16A crimp contacts normal and for advanced opening silver and gold plated**

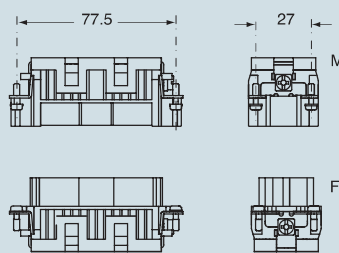


description	part No.	part No.	part No.
without contacts (to be ordered separately) female inserts for female contacts male inserts for male contacts	<b>CQEF 32</b> <b>CQEM 32</b>		
<b>16A female contacts</b> 0.5 mm <sup>2</sup> AWG 20 with no grooves 0.75 mm <sup>2</sup> AWG 18 one groove (back side) 1 mm <sup>2</sup> AWG 18 one groove 1.5 mm <sup>2</sup> AWG 16 two grooves 2.5 mm <sup>2</sup> AWG 14 three grooves 3 mm <sup>2</sup> AWG 12 one wide groove 4 mm <sup>2</sup> AWG 12 with no grooves		<b>CCFA 0.5</b> <b>CCFA 0.7</b> <b>CCFA 1.0</b> <b>CCFA 1.5</b> <b>CCFA 2.5</b> <b>CCFA 3.0</b> <b>CCFA 4.0</b>	<b>CCFD 0.5</b> <b>CCFD 0.7</b> <b>CCFD 1.0</b> <b>CCFD 1.5</b> <b>CCFD 2.5</b> <b>CCFD 3.0</b> <b>CCFD 4.0</b>
<b>16A male contacts</b> 0.5 mm <sup>2</sup> AWG 20 with no grooves 0.75 mm <sup>2</sup> AWG 18 one groove (back side) 1 mm <sup>2</sup> AWG 18 one groove 1.5 mm <sup>2</sup> AWG 16 two grooves 2.5 mm <sup>2</sup> AWG 14 three grooves 3 mm <sup>2</sup> AWG 12 one wide groove 4 mm <sup>2</sup> AWG 12 with no grooves		<b>CCMA 0.5</b> <b>CCMA 0.7</b> <b>CCMA 1.0</b> <b>CCMA 1.5</b> <b>CCMA 2.5</b> <b>CCMA 3.0</b> <b>CCMA 4.0</b>	<b>CCMD 0.5</b> <b>CCMD 0.7</b> <b>CCMD 1.0</b> <b>CCMD 1.5</b> <b>CCMD 2.5</b> <b>CCMD 3.0</b> <b>CCMD 4.0</b>
<b>16A male crimp contacts for advanced opening</b> 0.5 mm <sup>2</sup> AWG 20 with no grooves 0.75 mm <sup>2</sup> AWG 18 one groove (back side) 1 mm <sup>2</sup> AWG 18 one groove 1.5 mm <sup>2</sup> AWG 16 two grooves 2.5 mm <sup>2</sup> AWG 14 three grooves		<b>CC 0.5 AN</b> <b>CC 0.7 AN</b> <b>CC 1.0 AN</b> <b>CC 1.5 AN</b> <b>CC 2.5 AN</b>	

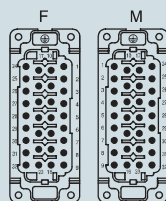
silver plated

gold plated

dimensions in mm

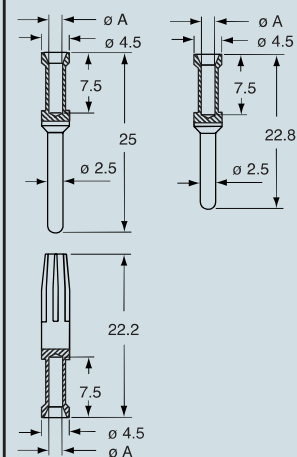


contacts side (front view)



dimensions in mm

**CCF and CCM CC...AN**



**CCF, CCM and CC..AN contacts**

conductor section mm <sup>2</sup>	ø slot A (mm)
0.5	1.1
0.75	1.3
1.0	1.45
1.5	1.8
2.5	2.2
3	2.55
4	2.85

dimensions indicated are not binding and may be changed without notice

- stripping length see section feature of inserts on page 13