


enclosures: **size "77.27"**

standard page: 198 ÷ 202
for 180 °C page: 208
aggressive environments page: 209
EMC page: 210

panel supports:
COB page: 258 ÷ 259

- features according to EN 61984:
- 35A 400/690V 6kV 3**
- UL, CSA, CCC certified
- for maximum current load, see the insert load curve section on page 32

**inserts,
screw terminal connection**

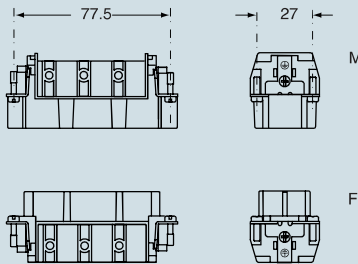


description	part No.
-------------	----------

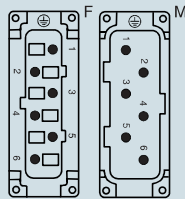
indirect, with plate female inserts with female contacts male inserts with male contacts	CPF 06 CPM 06
--	--------------------------------

indirect, with plate, use in temperatures up to 180 °C female inserts with female contacts, brown male inserts with male contacts, brown	CPF 06 RY CPM 06 RY
--	--------------------------------------

dimensions in mm



contacts side (front view)



- inserts with plate, for section conductors:
1.50 ÷ 6 mm² - AWG 16 ÷ 10
- torsion couple recommended for conductor fastening screws and stripping length see section feature of inserts on page 13

dimensions indicated are not binding
and may be changed without notice