



inserts:		page
CD .....	25 poles + ⊕	42
CDD .....	38 poles + ⊕	54
CDA .....	16 poles + ⊕	68
CDC .....	16 poles + ⊕	69

**bulkhead mounting housings with single lever**

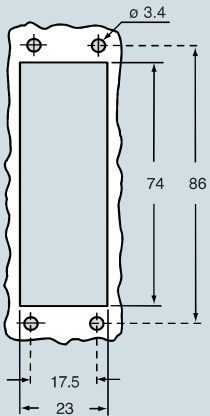


**surface mounting housings with single lever**



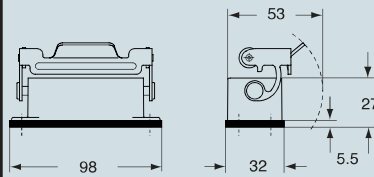
description	part No.	part No.		part No.	
		entry Pg	entry M	entry Pg	entry M
with basic lever	<b>CZI 25 L</b>				
with basic lever and cover	<b>CZI 25 LS</b>				
with basic lever, high construction		<b>CZAP 25 L</b>	16		
with basic lever, high construction		<b>CZAP 25 L2</b>	16 x 2	<b>MZAP 25 L225</b>	25 x 2
with basic lever, high construction		<b>CZAP 25 L21</b>	21	<b>MZAP 25 L25</b>	25
with basic lever and cover, high construction		<b>CZAP 25LS221</b>	21 x 2	<b>MZAP 25LS225</b>	25 x 2

panel cut-out for bulkhead mounting housings in mm

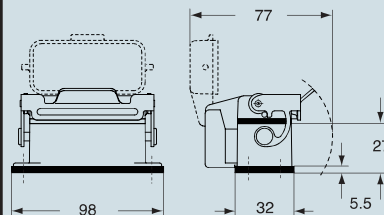


dimensions in mm

**CZI L**

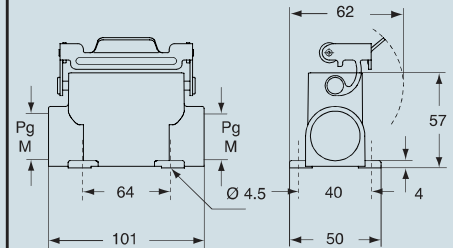


**CZI LS**

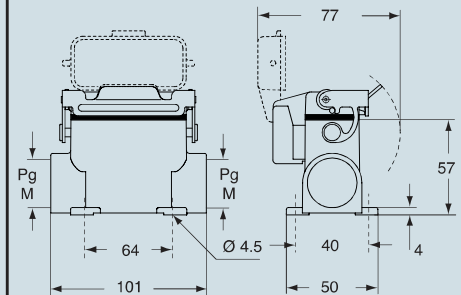


dimensions in mm

**CZAP L and MZAP L**



**CZAP LS and MZAP LS**



**N.B.:** the enclosures ensure IP66 protection rating when mated and locked with the closing levers.

**CAUS**® Type 4/4X/12

dimensions indicated are not binding and may be changed without notice

size 66.16

inserts:		page
<b>CD</b> .....	25 poles + ⊕	42
<b>CDD</b> .....	38 poles + ⊕	54
<b>CDA</b> .....	16 poles + ⊕	68
<b>CDC</b> .....	16 poles + ⊕	69

Covers L and LG versions are not suitable to be used with code pins. If this application is required please contact ILME SpA.

**hoods for single lever**



**covers**



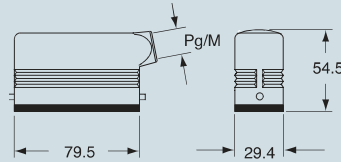
description	part No.	entry Pg	part No.	entry M	part No.
with pegs, side entry	<b>CZO 25 L</b>	16	<b>MZO 25 L20</b>	20	
with pegs, side entry			<b>MZO 25 L25</b>	25	
with pegs, side entry, high construction	<b>CZAO 25 L16</b>	16	<b>MZAO 25 L20</b>	20	
with pegs, side entry, high construction	<b>CZAO 25 L21</b>	21	<b>MZAO 25 L25</b>	25	
with pegs, top entry	<b>CZV 25 L</b>	16	<b>MZV 25 L20 **</b>	20	
with pegs, top entry, high construction	<b>CZAV 25 L16</b>	16	<b>MZAV 25 L20</b>	20	
with pegs, top entry, high construction	<b>CZAV 25 L21</b>	21	<b>MZAV 25 L25</b>	25	
with pegs, side entry, high construction, without adaptor *	<b>CZFO 25 L16</b>	16	<b>MZFO 25 L20</b>	20	
with pegs, side entry, high construction, without adaptor *	<b>CZFO 25 L21</b>	21	<b>MZFO 25 L25</b>	25	
with pegs, top entry, high construction, without adaptor *	<b>CZFV 25 L16</b>	16	<b>MZFV 25 L20</b>	20	
with pegs, top entry, high construction, without adaptor *	<b>CZFV 25 L21</b>	21	<b>MZFV 25 L25</b>	25	
with pegs (for enclosures with lever)					<b>CZC 25 L</b>
with basic lever (for enclosures with pegs)					<b>CZC 25 LG</b>

\* enclosure without adaptor, threaded on the body, to be used only with a complete cable clamp.

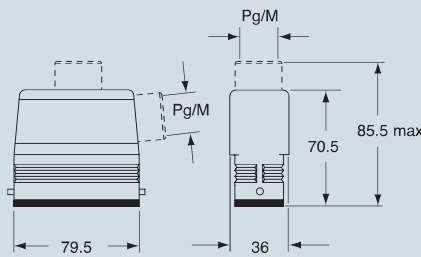
\*\* can only be used with a complete cable clamp (to be purchased separately)

dimensions in mm

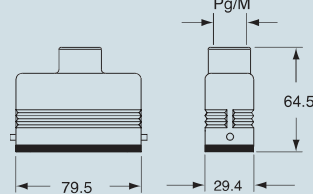
**CZO L and MZO L**



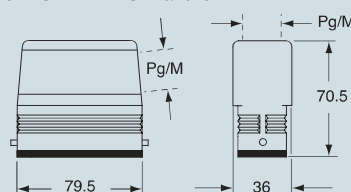
**CZAO L - MZAO L and CZAV L - MZAV L**



**CZV L and MZV L**

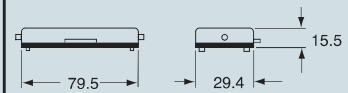


**CZFO L - MZFO L and CZFV L - MZFV L**

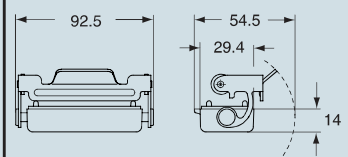


dimensions in mm

**CZC L**



**CZC LG**



**CALUS**® Type 4/4X/12

dimensions indicated are not binding and may be changed without notice

size 66.16