



inserts:		page
CD .....	15 poles + ⊕	41
CDA .....	10 poles + ⊕	66
CDC .....	10 poles + ⊕	67
MIXO .....	1 module	137-151

**bulkhead mounting housings with single lever**

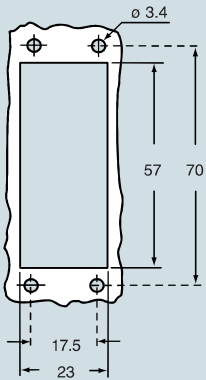


**surface mounting housings with single lever**



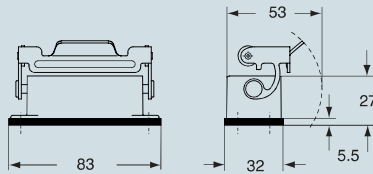
description	part No.	part No.		part No.	
		entry Pg	entry M	entry Pg	entry M
with basic lever	<b>CZI 15 L</b>				
with basic lever and cover	<b>CZI 15 LS</b>				
with basic lever		<b>CZP 15 L</b>	16	<b>MZP 15 L225</b>	25
with basic lever		<b>CZP 15 L2</b>	16 x 2	<b>MZP 15 L25</b>	25
with basic lever		<b>CZP 15 L21</b>	21		
with basic lever and cover		<b>CZP 15 LS221</b>	21 x 2	<b>MZP 15 LS225</b>	25 x 2

panel cut-out for bulkhead mounting housings in mm

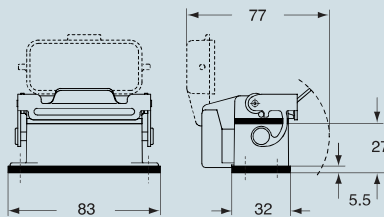


dimensions in mm

**CZI L**

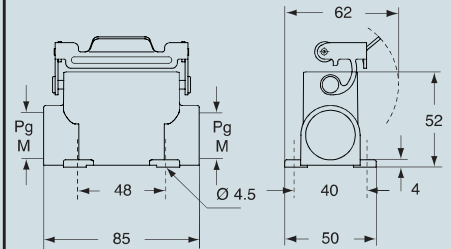


**CZI LS**

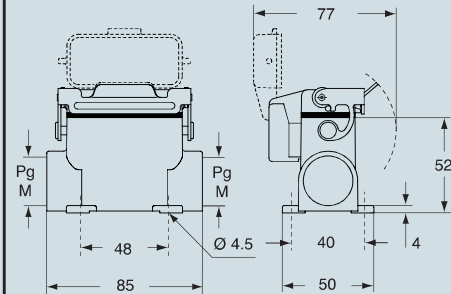


dimensions in mm

**CZP L and MZP L**



**CZP LS and MZP LS**



**N.B.:** the enclosures ensure IP66 protection rating when mated and locked with the closing levers.



dimensions indicated are not binding and may be changed without notice

size 49.16



inserts:		page
<b>CD</b> .....	15 poles + ⊕	41
<b>CDA</b> .....	10 poles + ⊕	66
<b>CDC</b> .....	10 poles + ⊕	67
<b>MIXO</b> .....	1 module	137-151

Covers L and LG versions are not suitable to be used with code pins. If this application is required please contact ILME SpA.

**hoods for single lever**



**covers**

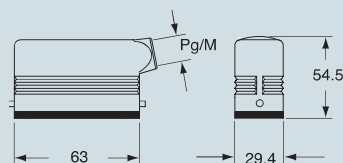


description	part No.		part No.		part No.
		entry Pg		entry M	
with pegs, side entry	<b>CZO 15 L</b>	16	<b>MZO 15 L20</b>	20	
with pegs, side entry			<b>MZO 15 L25</b>	25	
with pegs, side entry, high construction	<b>CZAO 15 L16</b>	16	<b>MZAO 15 L20</b>	20	
with pegs, side entry, high construction	<b>CZAO 15 L21</b>	21	<b>MZAO 15 L25</b>	25	
with pegs, top entry	<b>CZV 15 L</b>	13.5	<b>MZV 15 L20</b>	20	
with pegs, top entry, high construction	<b>CZAV 15 L16</b>	16	<b>MZAV 15 L20</b>	20	
with pegs, top entry, high construction	<b>CZAV 15 L21</b>	21	<b>MZAV 15 L25</b>	25	
with pegs, side entry, high construction, without adaptor *	<b>CZFO 15 L16</b>	16	<b>MZFO 15 L20</b>	20	
with pegs, side entry, high construction, without adaptor *	<b>CZFO 15 L21</b>	21	<b>MZFO 15 L25</b>	25	
with pegs, top entry, high construction, without adaptor *	<b>CZV 15 L16</b>	16	<b>MZV 15 L20</b>	20	
with pegs, top entry, high construction, without adaptor *	<b>CZV 15 L21</b>	21	<b>MZV 15 L25</b>	25	
with pegs (for enclosures with lever)					<b>CZC 15 L</b>
with basic lever (for enclosures with pegs)					<b>CZC 15 LG</b>

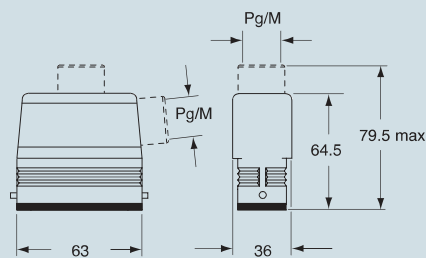
\* enclosure without adaptor, threaded on the body, to be used only with a complete cable clamp.

dimensions in mm

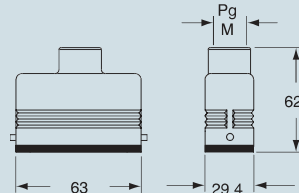
**CZO L and MZO L**



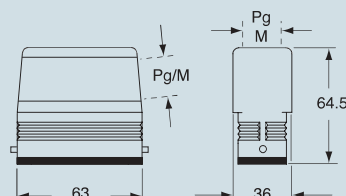
**CZAO L - MZAO L and CZAV L - MZAV L**



**CZV L and MZV L**

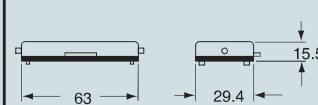


**CZFO L - MZFO L and CZV L - MZV L**

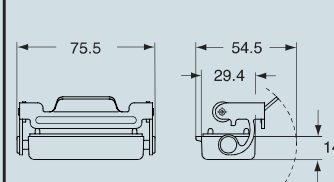


dimensions in mm

**CZC L**



**CZC LG**



dimensions indicated are not binding and may be changed without notice

size 49.16